










Child Abuse: Identification & Reporting Age-specific Crosswalk

The VLS Core Content was designed to align across tracks which means a significant portion of each track's content is relevant for all direct care staff. This document identifies unique age-specific content, activities, and resources by lesson and can be used as a guide for review material if a staff member moves to care for a new age-group. For example, direct care staff who move from an infant and toddler to a preschool classroom should consult the Preschool track to be aware of age-specific material that resides in that track. Use this document as a guide and remember to work with your trainer to help identify content areas in the VLS where you may need extra review and support to be knowledgeable about best practices for all children in your care.





LESSON 1

Infants & Toddlers	Preschool	School Age
Keeping Children Safe: Introduction to Child Abuse and Neglect for Infant and Toddler Caregiving Staff	Keeping Children Safe: Introduction to Child Abuse and Neglect for Preschool Staff	Keeping School-Age Children Safe: Introduction to Child Abuse and Neglect for School-Age Program Staff
<div style="text-align: center;">  </div> <ol style="list-style-type: none"> Video: <i>Child Abuse and Neglect: Infants and Toddlers</i> <div style="text-align: center;">  </div> <ol style="list-style-type: none"> Attachment: <i>Reflecting on Abuse and Neglect</i> 	<div style="text-align: center;">  </div> <ol style="list-style-type: none"> Video: <i>Child Abuse and Neglect: Preschool Children</i> <div style="text-align: center;">  </div> <ol style="list-style-type: none"> Attachment: <i>Reflecting on Abuse and Neglect</i> 	<div style="text-align: center;">  </div> <ol style="list-style-type: none"> Attachment: <i>Reflecting on Abuse and Neglect</i>

LESSON 2

Infants & Toddlers Recognizing the Warning Signs of Child Abuse and Neglect	Preschool Recognizing the Warning Signs of Child Abuse and Neglect	School Age Recognizing the Warning Signs of Child Abuse and Neglect
<div style="text-align: center;">  KNOW </div> <ol style="list-style-type: none"> Video: <i>After the Report: Emotions</i> Section: <i>Shaken Baby Syndrome</i> <div style="text-align: center;">  SEE </div> <ol style="list-style-type: none"> Tabbed Menu: <i>Signs of Familial and Institutional Abuse</i> <div style="text-align: center;">  EXPLORE </div> <ol style="list-style-type: none"> Attachment: <i>Reflecting on Abuse and Neglect</i> 	<div style="text-align: center;">  SEE </div> <ol style="list-style-type: none"> Tabbed Menu: <i>Recognizing Child Abuse and Neglect in Center Settings</i> <div style="text-align: center;">  EXPLORE </div> <ol style="list-style-type: none"> Attachment: <i>Reflecting on Abuse and Neglect</i> 	<div style="text-align: center;">  KNOW </div> <ol style="list-style-type: none"> Section: <i>Risks for School-Age Children: Internet Predators and Cyber-Bullying</i> Section: <i>Crushes and Predatory Relationships</i> <div style="text-align: center;">  SEE </div> <ol style="list-style-type: none"> Tabbed Menu: <i>Signs of Abuse</i> Section: <i>Recognizing Child Abuse and Neglect in School-Age Settings</i> <div style="text-align: center;">  DO </div> <ol style="list-style-type: none"> Bulleted List: See top bullet list to learn how to listen and ask the right questions to ensure the best possible outcome when a youth reports abuse or neglect <div style="text-align: center;">  EXPLORE </div> <ol style="list-style-type: none"> Attachment: <i>Reflecting on Abuse and Neglect</i>

LESSON 3

<p>Infants & Toddlers Reporting Child Abuse and Neglect</p>	<p>Preschool Reporting Child Abuse and Neglect</p>	<p>School Age Reporting Child Abuse and Neglect</p>
<p style="text-align: center;"> KNOW</p> <p>1. Video: <i>After the Report: Emotions</i></p> <p style="text-align: center;"> EXPLORE</p> <p>2. Attachment: <i>Reflecting on Abuse and Neglect</i></p>	<p style="text-align: center;"> EXPLORE</p> <p>1. Attachment: <i>Reflecting on Abuse and Neglect</i></p>	<p style="text-align: center;"> EXPLORE</p> <p>1. Attachment: <i>Reflecting on Abuse and Neglect</i></p>

LESSON 4

<p>Infants & Toddlers Recovering: Taking Care of Yourself</p>	<p>Preschool Recovering: Taking Care of Yourself</p>	<p>School Age Recovering: Taking Care of Yourself</p>
<p style="text-align: center;"> EXPLORE</p> <p>1. Attachment: <i>Reflecting on Abuse and Neglect</i></p>	<p style="text-align: center;"> EXPLORE</p> <p>1. Attachment: <i>Reflecting on Abuse and Neglect</i></p>	<p style="text-align: center;"> EXPLORE</p> <p>1. Attachment: <i>Reflecting on Abuse and Neglect</i></p>

LESSON 5

Infants & Toddlers

Recovering: Supporting Children and Families



1. **Attachment:** *Reflecting on Abuse and Neglect*

Preschool

Recovering: Supporting Children and Families



1. **Attachment:** *Reflecting on Abuse and Neglect*

School Age

Recovering: Supporting Children and Families



1. **Attachment:** *Reflecting on Abuse and Neglect*

LESSON 6

Infants & Toddlers

Protecting Children From Harm in Your Program



1. **Section:** *Guidance and Discipline Policy*
2. **Bulleted List:** *Infant and toddler caregiving staff should not:*



3. **Chart:** *Recognizing Child Abuse and Neglect in Center Settings*

Preschool

Protecting Children From Harm in Your Program



1. **Section:** *Guidance and Discipline Policy*



2. **Chart:** *Recognizing Child Abuse and Neglect in Center Settings*

School Age

Protecting Children From Harm in Your Program



1. **Video:** *Protecting Children from Harm*
2. **Section:** *Guidance, Discipline, and Touch Policies*



3. **Chart:** *Recognizing Child Abuse and Neglect in Center Settings*



4. **Attachment:** *Protecting Yourself from False Allegations of Child Abuse and Neglect*